AI-251/AI-252
MCL-5000 Series Installation Kit for American Iron Horse V-bar mount



Kit includes:

(1) Wiring harness
(1) Mount bracket
(1) Mount cap
(2) 10-32 X 3/8” socket head screws
(2) 1/4-20 X 3/4" socket head screws
(4) Cable ties
(1) Installation kit instruction manual

Gauge installation:

1. Remove the two screws from the bottom of the original gauge that hold it to the bars and remove the gauge.
2. Disconnect the original gauge harness from the bike at the two connectors located close to the frame under the front side of the tank.
3. Remove the stock harness from the bike noting where the harness is routed.
4. Route the wiring harness from this kit back into the routing location of the original harness.
5. Remove the back plate from the MCL-5000 Series gauge.
6. Work the grommet from the wiring harness into the slot on the back cover.
7. Connect the harness from this kit to the MCL-5000 Series gauge.
8. Put back cover back onto MCL-5000 Series gauge so that the gauge will face up when mounted.
9. Mount the gauge as shown below for your mounting position.

BELOW BAR MOUNT

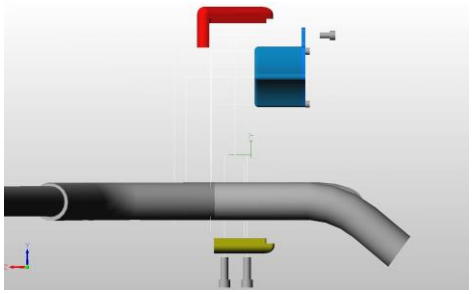

Locate all mounting hardware.

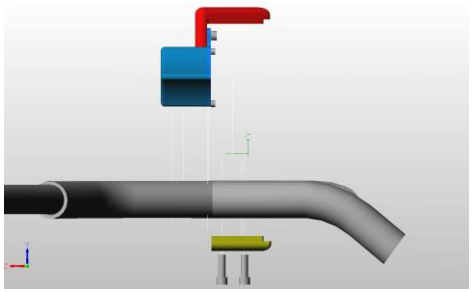

Using the two 10-32 X3/8” screws, attach the mounting bracket to the gauge back plate.

ABOVE BAR MOUNT

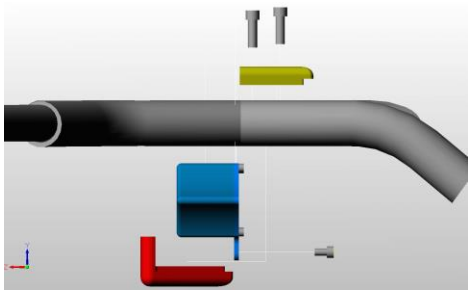

Locate all mounting hardware.

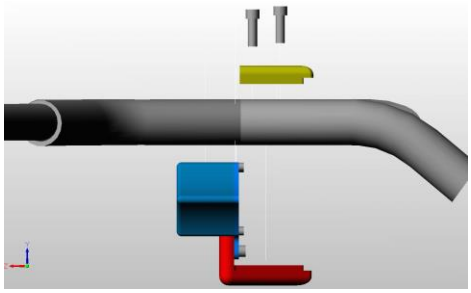

Using the two 10-32 X3/8” screws, attach the mounting bracket to the gauge back plate.

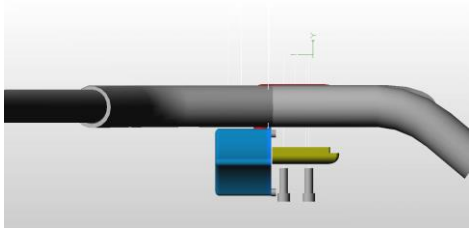

Position bracket and gauge onto bars.

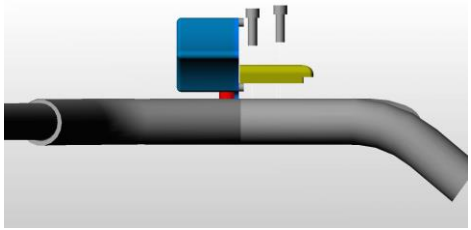

Position bracket and gauge onto bars.

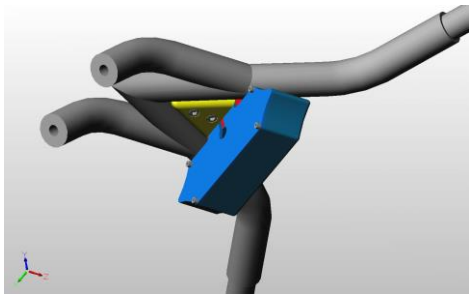

Using the two 10-32 X 3/8" screws, bolt cap to bottom of bars to hold mounting bracket in place.

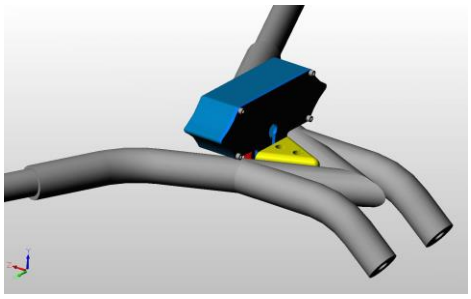

Using the two 10-32 X 3/8" screws, bolt cap to top of bars to hold mounting bracket in place.

10. Plug 4 pin and 6 pin connector into connectors in original place.
11. Secure the wire with provided plastic ties.

Troubleshooting:

Occasionally, the stock American Iron Horse ignition switch can "chatter" due to vibrations at high engine RPM. This can cause the gauge to operate incorrectly. It is recommended to solve this problem by replacing the stock ignition switch with a Harley Davidson switch (HD kit number 71441-94). This switch is less prone to chatter.

SERVICE AND REPAIR

DAKOTA DIGITAL offers complete service and repair of its product line. In addition, technical consultation is available to help you work through any questions or problems you may be having installing one of our products. Please read through the Troubleshooting Guide. There, you will find the solution to most problems. **Should you ever need to send the unit back for repairs, please call our technical support line, (605) 332-6513, to request a Return Merchandise Authorization number.** Package the product in a good quality box along with plenty of packing material. Ship the product by UPS or insured Parcel Post. Be sure to include the RMA number on the package, and include a complete description of the problem with RMA number, your full name and address (street address preferred), and a telephone number where you can be reached during the day. Any returns for warranty work must include a copy of the dated sales receipt from your place of purchase. Send no money. We will bill you after repair.

Dakota Digital 24 Month Warranty

DAKOTA DIGITAL warrants to the ORIGINAL PURCHASER of this product that should it, under normal use and condition, be proven defective in material or workmanship within 24 MONTHS FROM THE DATE OF PURCHASE, such defect(s) will be repaired or replaced at Dakota Digital's option.

This warranty does not cover nor extend to damage to the vehicle's systems, and does not cover removal or reinstallation of the product. This Warranty does not apply to any product or part thereof which in the opinion of the Company has been damaged through alteration, improper installation, mishandling, misuse, neglect, or accident.

This Warranty is in lieu of all other expressed warranties or liabilities. Any implied warranties, including any implied warranty of merchantability, shall be limited to the duration of this written warranty. Any action for breach of any warranty hereunder, including any implied warranty of merchantability, must be brought within a period of 24 months from date of original purchase. No person or representative is authorized to assume, for Dakota Digital, any liability other than expressed herein in connection with the sale of this product.

⚠**WARNING:** This product can expose you to chemicals including lead, which is known to the State of California to cause cancer and birth defects or other reproductive harm. For more information go to www.P65Warnings.ca.gov

4510 W. 61st St. North
Sioux Falls, SD 57107
www.dakotadigital.com
dakotasupport@dakotadigital.com

Phone (605) 332-6513
Fax (605) 339-4106

Copyright 2011 - Dakota Digital, Inc.