




VHX-62F-GAL

Dakota Digital VHX Instrument Installation
For 1962 Ford Galaxie

Your new VHX-62F-GAL kit includes:

VHX Display



Universal Sender Pack



Installation Manuals



(8) 1 3/4" Screws



(2) 7/8" Screws




(2) Blinker Harness



Switch Harness

Ford Speed Sender Adapter



Control Box

CAT5 Cable




Installation


1. Remove the stock gauge cluster from the dash. Retain all hardware for reassembly.



- Separate the gauge housings and remove the pieces inside from the bezel so you are left with a bare bezel as shown below.

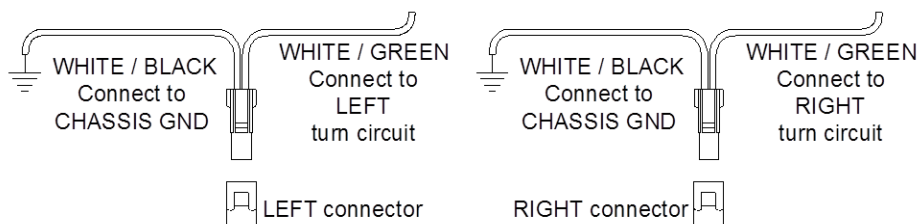


- Mount the VHX system to the stock bezel using the supplied mounting screws.



Black arrows show 7/8" screws
Grey arrows show 1 3/4" screws

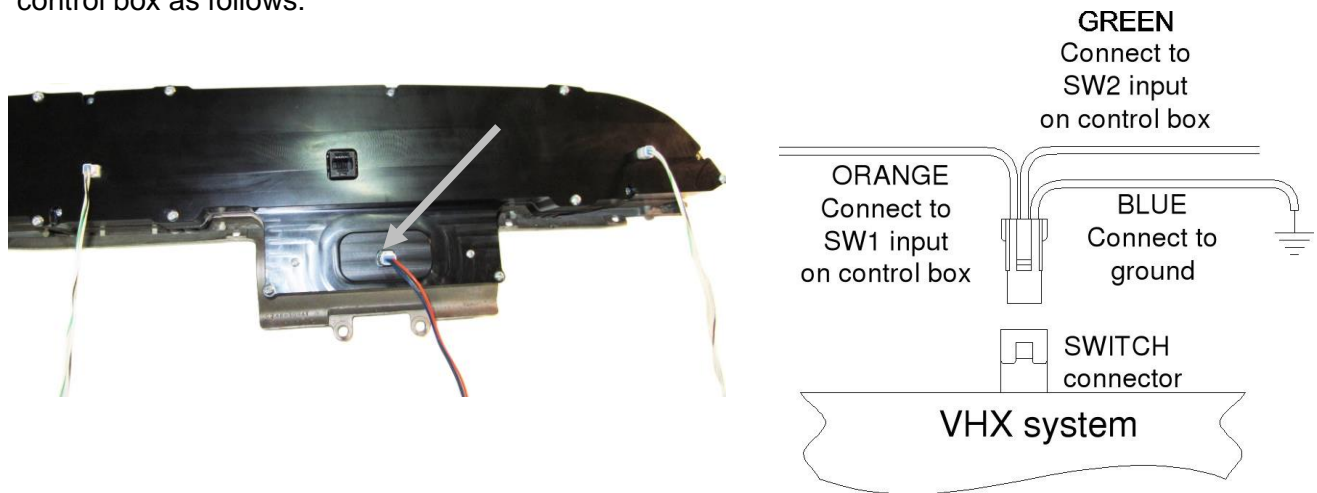
- This system comes with the option for the turn signal arrows in your vehicle's stock turn signal locations. Do not wire the turn signals to the VHX control box. Instead, use the two provided two-wire harnesses. The harnesses plug directly into connectors on the back side of your new VHX system. Connect the wires from these harnesses to your turn signal circuit and ground as shown below. Doing this will light a green LED, located in the original locations of your dash panel, when turn signals are active. Make sure to check left and right to verify they are wired correctly.




VHX system (top side view)



5. This system comes with two switches located directly in the assembly to allow a convenient and easily accessible location for the control switches. To use these switches, the included switch harness need to be plugged into the back of the assembly and the wires are connected to the VHX control box as follows:



6. Connect the provided CAT5 cable to the rear of the VHX system.



7. The gauge panel is now ready to re-install into the vehicle using factory hardware; take care when routing the CAT5 cable to the control box mounting location. Refer to the main manual to complete the VHX installation.



⚠️WARNING: This product can expose you to chemicals including lead, which is known to the State of California to cause cancer and birth defects or other reproductive harm. For more information go to www.P65Warnings.ca.gov



4510 W. 61st St. North
Sioux Falls, SD 57107
www.dakotadigital.com

Phone (605) 332-6513
Fax (605) 339-4106

dakotasupport@dakotadigital.com Copyright 2011 - Dakota Digital, Inc.