



# VHX-67C-CAM

Dakota Digital VHX Instrument Installation  
For '67 and '68 Chevy Camaro and Pontiac Firebird systems

Your new VHX-67C-CAM kit should include:

VHX Display




Universal Sensor Pack



Foam Tape



Switch Assembly



Control Box

(1) 36" CAT5 Cable




(1) 12" CAT5 Cable

## Installation


1. Remove the stock instrument cluster from the car.




2. Remove the five screws holding the gauges to the bezel on the back of the system.



3. Remove the stock gauges and lens from the bezel.




4. For this step, you can re-use the stock foam blocks or use the supplied foam to make replacements for missing or brittle foam pieces. Cut the supplied foam into four small pieces, approx 1.5" long. There are four bosses molded in the bezel where the foam should be placed to help prevent any rattles of the lens and bezel.



On the top two locations, fold the foam over the edges and make sure its not sticking into the visible window. In the bottom two corners, the area for the tape is slightly narrower than the foam so you will need to ensure the foam is curved with the opening in the housing.

5. Remove the protective tape from the lens and install the VHX system into the bezel. Watch carefully as you insert the system so you don't scratch or damage the lens. The VHX system should align with the mounting bosses and screw locations in the bezel. Secure the VHX system to the bezel re-using the five original screws.



6. Re-install the cluster into the car and refer to the main manual for wiring instructions to complete the VHX installation.



**⚠ WARNING:** This product can expose you to chemicals including lead, which is known to the State of California to cause cancer and birth defects or other reproductive harm. For more information go to [www.P65Warnings.ca.gov](http://www.P65Warnings.ca.gov)



4510 W. 61st St. North  
Sioux Falls, SD 57107  
[www.dakotadigital.com](http://www.dakotadigital.com)

[dakotasupport@dakotadigital.com](mailto:dakotasupport@dakotadigital.com) Copyright 2011 - Dakota Digital, Inc.

Phone (605) 332-6513  
Fax (605) 339-4106