




VM-150 Victory installation kit for MCL-5000 Series gauges
VM-170 Victory installation kit for MCV-7000 Series gauges



Kit includes:

- (1) Wiring harness
- (1) Turn signal cross-over harness
- (1) Mounting bracket
- (2) Socket head screws with nuts


Removing the original gauge:

Remove the headlight retaining ring and the headlight to expose the wiring harness.

Unplug white 4-pin connector and remove the original speedometer wiring harness.

Remove the stock speedometer and the speedometer mounting bracket. There are two bolts on the front and two bolts on the bottom.

Unplug the two black 4 pin connectors to the original indicator panel.



Installing the new gauge:

Using the four original bolts and spacers, attach the new mounting bracket.


Remove the back plate from the MCL-5000 or MCV-7000 Dakota Digital gauge and plug in the supplied wire harness.

Replace the back plate on the gauge. Attach the gauge to the new bracket using the supplied socket head screws and nuts.

Route the new gauge harness into the headlight bucket.



Wiring connections:



Some stock wiring going to one of the turn supplied cross over harness must be used to fix the connection. If the left turn signal indicator does not work, insert the cross over harness in line on that side.

harnesses have the wires signals reversed and the

Test all of the indicators before reinstalling the headlight and headlight retaining ring.

SERVICE AND REPAIR

DAKOTA DIGITAL offers complete service and repair of its product line. In addition, technical consultation is available to help you work through any questions or problems you may be having installing one of our products. Please read through the Troubleshooting Guide. There, you will find the solution to most problems.

Should you ever need to send the unit back for repairs, please call our technical support line, (605) 332-6513, to request a Return Merchandise Authorization number. Package the product in a good quality box along with plenty of packing material. Ship the product by UPS or insured Parcel Post. Be sure to include the RMA number on the package, and include a complete description of the problem with RMA number, your full name and address (street address preferred), and a telephone number where you can be reached during the day. Any returns for warranty work must include a copy of the dated sales receipt from your place of purchase. Send no money. We will bill you after repair.

Dakota Digital 24 Month Warranty

DAKOTA DIGITAL warrants to the ORIGINAL PURCHASER of this product that should it, under normal use and condition, be proven defective in material or workmanship within 24 MONTHS FROM THE DATE OF PURCHASE, such defect(s) will be repaired or replaced at Dakota Digital's option.

This warranty does not cover nor extend to damage to the vehicle's systems, and does not cover removal or reinstallation of the product. This Warranty does not apply to any product or part thereof which in the opinion of the Company has been damaged through alteration, improper installation, mishandling, misuse, neglect, or accident.

This Warranty is in lieu of all other expressed warranties or liabilities. Any implied warranties, including any implied warranty of merchantability, shall be limited to the duration of this written warranty. Any action for breach of any warranty hereunder, including any implied warranty of merchantability, must be brought within a period of 24 months from date of original purchase. No person or representative is authorized to assume, for Dakota Digital, any liability other than expressed herein in connection with the sale of this product.

⚠ WARNING: This product can expose you to chemicals including lead, which is known to the State of California to cause cancer and birth defects or other reproductive harm. For more information go to www.P65Warnings.ca.gov



4510 W. 61st St. North
Sioux Falls, SD 57107
www.dakotadigital.com

dakotasupport@dakotadigital.com

Phone (605) 332-6513

Fax (605) 339-4106

Copyright 2011 - Dakota Digital, Inc.