



## INSTALLATION INSTRUCTIONS

### LAT-NR320

### LED Tail Lights for 1970 Chevelle

MAN#650202

#### Kit Includes:



#### Installation:


1. Remove the tail light lenses. There are four screws holding each lens in.
2. Remove the tail light bulbs.




3. We recommend that the lens and housings be cleaned to insure proper mounting and visibility of the LED assembly. If the lenses are in bad shape a new set is suggested.
4. DO NOT remove the tape from the led assemblies yet!




5. Test fit the assembly into the lens as shown below to make sure it aligns correctly.




6. Make sure you have BOTH lenses clean and dry so the single use primer applicator can be used for both lenses. Apply the primer to the top and bottom edges of the lens where the tape will attach. **AFTER THE PRIMER HAS BEEN APPLIED, LET THE LENS DRY FOR 5 MINUTES BEFORE GOING ON.**



7. Peel the backing off the tape for installation.




8. Carefully place the LED assembly onto the lens and press down firmly.



9. Insert the LED assembly bulb base into the tail light housing socket.



10. Fasten the lens back on with the four original screws.



11. Repeat steps 7 – 9 for the other side.

12. Test the tail lights, brake lights, and turn signals. If the turn signals do not flash you will need to upgrade your flasher. If you are replacing only the rear turn signals you should be able to use a heavy duty electronic flasher from your local parts store. If you are replacing both front and rear or do not have front bulbs you will need a no-load flasher, Dakota Digital part number LAT-NLF.

## **SERVICE AND REPAIR**

DAKOTA DIGITAL offers complete service and repair of its product line. In addition, technical consultation is available to help you work through any questions or problems you may be having installing one of our products. Please read through the Troubleshooting Guide. There, you will find the solution to most problems.

**Should you ever need to send the unit back for repairs, please call our technical support line, (605) 332-6513, to request a Return Merchandise Authorization number.** Package the product in a good quality box along with plenty of packing material. Ship the product by UPS or insured Parcel Post. Be sure to include the RMA number on the package, and include a complete description of the problem with RMA number, your full name and address (street address preferred), and a telephone number where you can be reached during the day. Any returns for warranty work must include a copy of the dated sales receipt from your place of purchase. Send no money. We will bill you after repair.

### **Dakota Digital Limited Lifetime Warranty**

DAKOTA DIGITAL warrants to the ORIGINAL PURCHASER of this product that should it, under normal use and condition, be proven defective in material or workmanship for the lifetime of the original vehicle it was installed in, such defect(s) will be repaired or replaced at Dakota Digital's option.

This warranty does not cover nor extend to damage to the vehicle's systems, and does not cover removal or reinstallation of the product. This Warranty does not apply to any product or part thereof which in the opinion of the Company has been damaged through alteration, improper installation, mishandling, misuse, neglect, or accident.

This Warranty is in lieu of all other expressed warranties or liabilities. Any implied warranties, including any implied warranty of merchantability, shall be limited to the duration of this written warranty. No person or representative is authorized to assume, for Dakota Digital, any liability other than expressed herein in connection with the sale of this product.

**⚠WARNING:** This product can expose you to chemicals including lead, which is known to the State of California to cause cancer and birth defects or other reproductive harm. For more information go to [www.P65Warnings.ca.gov](http://www.P65Warnings.ca.gov)



4510 W. 61st St. North  
Sioux Falls, SD 57107  
www.dakotadigital.com

dakotasupport@dakotadigital.com Copyright 2011 - Dakota Digital, Inc.

Phone (605) 332-6513  
Fax (605) 339-4106