



RTX-65C-IMP

Dakota Digital RTX Instrument Installation
For 1965 Chevrolet Impala

Your new RTX-65C-IMP kit includes:

RTX Display



Interconnect
Harness

Universal Sender
Pack



Buzzer



Installation Manuals



Switch Assembly



12"
Extension
Harness

36" Main Harness

Control Box


Top and Bottom Trim Pieces

Installation


1. First, remove the stock gauge bezel from the dash. Retain the factory hardware for reassembly.




- Remove and retain the 11 screws that mount the stock gauges to the factory bezel. The stock gauges will not be reused and can be set aside.



- Fasten the new **RTX Displays** to the factory bezel using the screws retained in Step 2. Looking at the back side of the bezel, the tachometer mounts to the left, the main speedometer display mounts right of center and the satellite gauges mount to the far-right.



- Connect the three installed RTX Displays using the provided **Interconnect Harness** and **12" Extension Harness** as shown below. Connect the **36" Main Harness** to the remaining open location on the Interconnect Harness. The **Buzzer** may also be connected for optional audio feedback. Carefully route the open end of the 36" Main Harness to the control box mounting location.



5. If not using the factory clear lens, the supplied **Trim Pieces** may be used to cover the openings where the factory lens snapped into place. Simply peel off the front scratch resistant covering and adhesive backing, line up and center the longer section on the bottom of the bezel and the shorter section on the top.



6. Re-install the dash bezel into the car using factory hardware and refer to the main manual for wiring instructions to complete the RTX installation.



⚠ WARNING: This product can expose you to chemicals including lead, which is known to the State of California to cause cancer and birth defects or other reproductive harm. For more information go to www.P65Warnings.ca.gov



4510 W. 61st St. North
Sioux Falls, SD 57107
www.dakotadigital.com
dakotasupport@dakotadigital.com

Phone (605) 332-6513
Fax (605) 339-4106

© Copyright 2024 - Dakota Digital